



District Report Card: 2017


State: Bihar	District: Buxar
Class: 8	Subject: Language
Schools: 51	Students: 1213


Participation/Coverage


Students

<div>GENDER</div> <div></div>	Boys		Girls	
	Number	%	Number	%
	632	52.10	581	47.90

<div>AREA</div> <div></div>	Rural		Urban	
	Number	%	Number	%
	1126	92.83	87	7.17

<div>CATEGORY</div> <div></div>	SC		ST		OBC		GEN	
	Number	%	Number	%	Number	%	Number	%
	218	17.97	25	2.06	804	66.28	166	13.69

<div>CWSN</div> <div></div>	LD	VI	HI	S&LD	ID	Oth
	1	0	1	0	4	0

<div>Management</div> <div></div>	Government		Government-aided	
	Number	%	Number	%
	1213	100.00	0	0.00

Average Performance of Students in Language (%)

Overall	Gender		Area		Management		Social Group			
	Male	Female	Rural	Urban	Govt.	Aided	SC	ST	OBC	GEN
54.66	56.19	52.99	54.89	51.65	54.66	0.00	46.15	48.53	55.76	61.41

Performance on Learning Outcomes (LOs)

Learning Outcomes	Description	Average Performance(%)
L813	Read textual/non-textual materials with comprehension and identifies the details, characters, main idea and sequence of ideas and events while reading	54.66

Range of Performance of Students who Answered Correctly							
Below 30%		30% - 50%		50% - 75%		Above 75%	
Number	%	Number	%	Number	%	Number	%
185	15.25	325	26.79	490	40.40	213	17.56

Lowest Performing Learning Outcomes (LOs)

1 - Read textual/non-textual materials with comprehension and identifies the details, characters, main idea and sequence of ideas and events while reading (54.66)